



District Report Card: 2017


State: Odisha	District: Rayagada
Class: 8	Subject: Language
Schools: 50	Students: 1353


Participation/Coverage


Students

GENDER 	Boys		Girls	
	Number	%	Number	%
	589	43.53	764	56.47

AREA 	Rural		Urban	
	Number	%	Number	%
	1205	89.06	148	10.94

CATEGORY 	SC		ST		OBC		GEN	
	Number	%	Number	%	Number	%	Number	%
	320	23.65	810	59.87	198	14.63	25	1.85

CWSN 	LD	VI	HI	S&LD	ID	Oth
	1	1	0	1	0	1

Management 	Government		Government-aided	
	Number	%	Number	%
	1277	94.38	76	5.62

Average Performance of Students in Language (%)

Overall	Gender		Area		Management		Social Group			
	Male	Female	Rural	Urban	Govt.	Aided	SC	ST	OBC	GEN
37.43	33.87	40.17	38.25	30.77	37.92	29.21	36.88	37.83	35.93	43.47

Performance on Learning Outcomes (LOs)

Learning Outcomes	Description	Average Performance(%)
L813	Read textual/non-textual materials with comprehension and identifies the details, characters, main idea and sequence of ideas and events while reading	37.43

Range of Performance of Students who Answered Correctly							
Below 30%		30% - 50%		50% - 75%		Above 75%	
Number	%	Number	%	Number	%	Number	%
537	39.69	340	25.13	390	28.82	86	6.36

Lowest Performing Learning Outcomes (LOs)

1 - Read textual/non-textual materials with comprehension and identifies the details, characters, main idea and sequence of ideas and events while reading (37.43)